



Sundance® Spas



Welcome to everyday life with

Sundance® Spas



Enjoying life is mostly about spending time doing the things that bring us joy; and sharing those moments with the people who enrich our lives. So with more than 35 years of experience helping people spend the time they have meaningfully, we take pride in designing our high quality spas that help foster life’s special moments.

Hydrotherapy	2
Features	4
880™ Series	10
Select Series™	16
780™ Series	18
680™ Series	22
Color Options	27
Sundance Spas Milestones	28
Accessories	29



Seek Balance

Being the largest acrylic spa manufacturer in the world comes with a responsibility that Sundance® Spas welcomes: to deliver a spa experience that we would want for our friends and family, too. With a foundation in hydrotherapy, we combine the right blend of heat, buoyancy and massage to change the way you feel. Whether for fun, for health or for relaxation, at Sundance Spas we've perfected the at-home spa experience to help give your life harmony.

EXCLUSIVE FLUIDIX™ JET TECHNOLOGY

Because everyone is different, we design Sundance spas to fit your uniqueness. Our exclusive Fluidix jet technology allows you adjust the pressure for a steady flow or an oscillating massage. But, what is really different about Fluidix spa jets is that they operate without bearings that can clog or parts that wear out; a true breakthrough. Swirling, pulsing, streaming or penetrating, Sundance spa jets work to ease virtually any sore muscle you bring into your spa.





A close-up, low-angle shot of a dark, rectangular object floating on a body of water. The object has a prominent, raised, metallic-looking border. Inside this border, the word "Sundance" is embossed in a large, stylized, serif font. The water is dark and rippled, with light reflecting off the surface. The object appears to be a piece of equipment, possibly a float or a part of a boat.

Sundance

Cleaner water from advanced filtration



You shouldn't have to think about your Sundance® spa's water quality, so we've made water care easy. The Sundance Spas MicroClean® Water Management System, along with our Dynamic Flow™ and CLEARRAY® technology, combines highly effective filtration, circulation, and water treatment surface skimming processes to help ensure your Sundance spa maintains clean, sparkling water with fewer chemicals.

- In the heart of every 880™ and 780™ Series model, the Dynamic Flow filter pump will process up to 50,000 gallons of water per day. That is seven times more water per minute than other spas, and while using less energy.
- Simultaneously, water is drawn over the floating Slipstream™ skimmer to remove impurities and debris that could otherwise settle on the spa waterline. The Slipstream skimmer also has a built-in dispenser for our SunPurity™ mineral cartridge, which helps keep your spa water cleaner and softer on your skin.
- Finally, the water passes through our exclusive MicroClean Filters to ensure cleaner water with less maintenance so you have more time to relax and enjoy your spa.




The MicroClean filter cartridge is the first FDA-compliant within the spa industry. Exclusively manufactured by Filter Specialists Inc. for Sundance Spas.



CLEAR RAY®
WATER PURIFICATION SYSTEM

After years of external laboratory and in-field testing, Sundance has perfected a water treatment system that makes water care a breeze. Using UV-C technology to neutralize waterborne pathogens and reduce the amount of sanitizer you use, maintaining clean, fresh, clear water has never been easier. CLEARRAY® comes standard on all models and requires a simple annual bulb change. This technology is also used in hygienic and clear water driven industries, including hospitals, pharmaceuticals, bottling and beverage, industrial and municipal water treatment and aquariums.



Model shown: 880™ Series Maxxus™
Features vary by model


Reliable

Engineering



- 1 i-TOUCH CONTROL PANEL**
Backlit digital display and touchpad control functions.
- 2 ACCU-SSAGE™ THERAPY SEAT**
Jets target up to 14 acupressure points.
- 3 VERSATILE JETS**
Jets combine for specific massage types, from bold to gentle.
- 4 AQUATERRACE™ WATER FEATURE**
Fully adjustable streaming water and colored lighting operates with or without jets on.
- 5 PURE AROMATHERAPY**
SunScents™ (available from your local dealer) infuse the water with air-driven fragrance.
- 6 FULL-FOAM INSULATION**
Conserves heat and supports spa plumbing.
- 7 MICROCLEAN® ULTRA FILTRATION**
The MicroClean Plus filter on 880™ Series spas uses a triple-layer pleated material that filters 99% of all particles and removes oils and lotions from the water.
- 8 SYNTHETIC BASE & MOISTURE BARRIER**
Provides a solid foundation impervious to moisture and insects.
- 9 SECURE HARNESS PLUMBING**
Allows precise clustering of jets, equalizes water pressure to each jet, enhances pumping efficiency and enables more secure fittings.
- 10 POWERFUL JET PUMPS**
Single, dual or triple pumps provide a generous amount of massage power.
- 11 RIGID BOND™ SHELL CONSTRUCTION**
Proprietary lamination process produces the industry's most reliable spa shell.
- 12 EFFICIENT HEATER**
Heating element directly heats the water, increasing thermal efficiency. Titanium coil heater so effectively resists corrosion that it comes with a five year *unconditional* warranty.*
- 13 i-TOUCH SYSTEM CONTROLS**
A Sundance exclusive. Customizes filtration and temperature settings. Microprocessors continuously monitor operating and safety functions.
- 14 HIGH-QUALITY CABINETRY**
SunStrong® UV-resistant synthetic cabinetry is durable and maintenance-free.
- 15 CLEARRAY® SYSTEM**
Hassle-free water maintenance.
- 16 QUICK RELEASE DOOR**
(Not available on Aspen® or Maxxus™)

*North America only



Quick release door shown **16**

At Sundance® Spas, we think of you as part of the family so we hold ourselves to a higher standard. We believe you deserve the best of everything, so we build each spa using the finest materials, engineered to run flawlessly. From full-foam insulation to the titanium coil heater, we take special care to create a trustworthy spa, both inside and out. And, while each spa must pass six quality check points and incredible inspection standards before reaching your home, we also back all of our spas with a comprehensive warranty program so you can truly relax.

For a spa surface that years down the road looks as beautiful as the day you got it, our UV-resistant synthetic cabinets and our exclusive Sundance Rigid Bond™ shell lamination process blends science and experience to create a spa that stands up to wear and tear and the power of the sun.



Seats that give you relaxing options



Model shown: 880™ Series Cameo®
Seating varies by model

At Sundance® Spas, we recognize that not everyone is the same, so we've put a lot of consideration into how to blend comfort with hydrotherapy. With your individuality in mind, our seats are:

- Thoughtfully composed to help you maintain even weight distribution and correct posture when your body is surrounded by moving water.
- Designed in a variety of heights and sizes to ensure that our spas can accommodate a range of body types.
- Perfectly positioned with jets so you can enjoy a specialized massage or a full-body hydrotherapeutic experience simply by moving from one seat to another.

Sundance spas are filled with options because every day is different.

1 COOL-DOWN SEAT

- Cool gradually before leaving the spa
- Sit partially out of the water
- Enjoy a foot and calf massage

2 ACCU-SSAGE™ THERAPY SEAT

- Massage your neck, shoulders, and back
- Target specific acupressure points
- Customize a mild to bold action, deep-tissue massage

3 SOAKING SEAT

- Adjust controls from your seat
- Relax with comfortable support
- Experience gentle hydrotherapy

4 FULL-BODY LOUNGE

- Appreciate the ergonomic design for overall hydrotherapy
- Pamper your entire body with neck, shoulder, back, calf, hip and foot jets
- Indulge in wrist jets on select models

5 INTELLI-JET™ THERAPY SEAT

- Two therapeutic Fluidix™ Intelli-Jets
- Two powerful Vortex Jets
- Change massage action without leaving your seat



Model	Estimated Monthly Cost	Estimated Monthly Cost with Ecowrap®
ASPEN®	\$20.74	TBD
MAXXUS™	\$23.26	\$14.90
OPTIMA®	\$20.02	\$12.53
CAMEO®	\$18.14	\$15.34
MAJESTA®	\$16.34	\$12.38
ALTAMAR®	\$18.22	\$11.74
MARIN®	\$16.06	\$11.16
CAPRI®	\$14.47	\$10.66
CONSTANCE®	\$13.39	NA
VICTORIA™	\$13.61	NA
HAMILTON™	\$18.43	\$11.88
CHELSEE®	\$17.35	TBD
CERTA®	\$15.91	\$10.80

Model	Estimated Monthly Cost	Estimated Monthly Cost with Ecowrap®
MONTCLAIR™	\$14.98	\$8.71
DOVER™	\$13.46	\$9.00
RAMONA®	TBD	NA
MCKINLEY®	TBD	NA
PEYTON®	\$18.14	NA
EDISON®	\$15.72	NA
DENALI®	\$11.59	NA
TACOMA®	\$9.58	NA

Estimated monthly cost is based on CEC test protocol for standby power consumption only. Test results measured in a controlled environment based on a kilowatt rate per hour of \$0.10. Local and future energy rates, local conditions and individual use will alter these estimated monthly costs. For complete CEC test protocol and results visit <http://www.energy.ca.gov>.

Spa Temperature 101° F / 38° C
Kilowatt Rate Per Hour \$0.10

Sundance® Spas is a little different than most spa brands. We understand what you want: an energy-efficient spa that will not compromise performance. So our engineers and designers have worked together for more than 35 years to embrace this insight in all of our spas. But, we're particularly proud of our Select Series™, using the lowest amount of energy in their respective series.

Sundance Spas has certified and listed its models that meet or exceed standards defined by the California Energy Commission (CEC).

* Meets or exceeds the energy efficiency standards as defined by the California Energy Commission "CEC".



Expect nothing less than everything

The 880™ Series spas by Sundance® is the star of the show when planning a dream backyard. Stylish, technologically advanced, and feature-rich, each of the 880 Series spas takes the concept of “having it all” to a new level. Even though your 880 Series spa has everything you can imagine, using your Sundance spa should still be simple. So we’ve put a lot of thought into building a spa that leaves you more time to savor the moments you make. i-Touch controls make using your spa a breeze, especially when synced with the SunSmart™ WiFi Cloud Control App.

OPTIONAL SUNSMART™ WiFi KIT



Available only on the 880 Series, you can access your spa controls remotely through your mobile device. With instant access to your spa’s temperature, pumps, lights and more, it’s easy to be spontaneous or plan ahead and enjoy your Sundance spa. Visit your authorized Sundance dealer to learn more about this new option.



Aspen

SEATS 7-8 ADULTS
 DIMENSIONS 7'6" x 9'2" x 41.5"
 229 cm x 280 cm x 106 cm
 TOTAL JETS 66

Maxxus™

SEATS 6 ADULTS
 DIMENSIONS 7'6" x 9'2" x 41.5"
 229 cm x 280 cm x 106 cm
 TOTAL JETS 65

Optima

SEATS 6-7 ADULTS
 DIMENSIONS 7'5" x 7'5" x 37.5"
 226 cm x 226 cm x 96 cm
 TOTAL JETS 47

Cameo

SEATS 5-6 ADULTS
 DIMENSIONS 7'5" x 7'5" x 37.5"
 226 cm x 226 cm x 96 cm
 TOTAL JETS 54

*Majesta*

SEATS 5-6 ADULTS
 DIMENSIONS 6'9" x 7'2" x 37.5"
 206 cm x 219 cm x 96 cm
 TOTAL JETS 31

Altamar

SEATS 5-6 ADULTS
 DIMENSIONS 6'9" x 7'2" x 37.5"
 206 cm x 219 cm x 96 cm
 TOTAL JETS 41

Marin

SEATS 4-5 ADULTS
 DIMENSIONS 6'3" x 7'7" x 33"
 191 cm x 231 cm x 84 cm
 TOTAL JETS 33

Capri

SEATS 2-3 ADULTS
 DIMENSIONS 5'9" x 6'10" x 30.5"
 176 cm x 209 cm x 78 cm
 TOTAL JETS 31



THERAPY JETS: Offers an amazing number of massage options and adjustable pressure and volume.



FLUIDIX™ NEX™ JET

- Relieves neck tension and strain in small muscles and sensitive nerves




FLUIDIX REFLEX™ JET

- Back and forth Swedish-type massage motion to increase circulation and relax your body



FLUIDIX INTELLI-JET™

- Adjustable water flow and oscillating direction for a custom deep tissue massage



VORTEX™ JET

- Rifling action delivers swirling sensation for high and low impact therapeutic massage

PRESSURE POINT JETS: Stimulate significant acupressure points on the neck, shoulders, back, calves and feet.



ACCU-PRESSURE™ JET

- Deep-tissue massage to relieve muscle tension and joint pain



PULSATOR™ JET

- Pulsing massage action to reduce discomfort of carpal tunnel syndrome in wrists



FLUIDIX ST™ JET

- Adjustable jet stream for intensity and pressure

We want you to be able to unwind every time you step into your Sundance® spa, so we mindfully place an array of jets in the 880™ Series to help you achieve pure relaxation.

WHIRLPOOL JETS: Delivers a vigorous, deep-muscle massage known for its boldness.



WHIRLPOOL JET

- Chosen by professional athletes for muscle-penetrating massage

SOFT TISSUE JETS:

Embraces you through warm, effervescent bubbles for an uplifting massage.



SILENTAIR® INJECTOR JET

- Injects a stream of bubbles in the water that also diffuse the SunScents fragrance aromatherapy system

RELAXATION JETS:

Comforts with bubbling water to provide gentle massage.



FOCUS-RELIEF® JET

- Adjustable soothing bubbles for either concentrated massage or effervescent effect. It can go from a soft tissue bubble massage to a deep tissue calf therapy jet with a push of a button.





880™ SERIES

SPA MODEL	<i>Aspen</i> ®	<i>Maxxus</i> ™	<i>Optima</i> ®	<i>Cameo</i> ®
SEATS	7-8 adults	6 adults	6-7 adults	5-6 adults
DIMENSIONS	7'6" x 9'2" x 41.5" (229 cm x 280 cm x 106 cm)	7'6" x 9'2" x 41.5" (229 cm x 280 cm x 106 cm)	7'5" x 7'5" x 37.5" (226 cm x 226 cm x 96 cm)	7'5" x 7'5" x 37.5" (226 cm x 226 cm x 96 cm)
DRY WEIGHT	1,240 lbs (562 kg)	1,117 lbs (507 kg)	924 lbs (419 kg)	962 lbs (436 kg)
TOTAL FILLED WEIGHT	7,036 lbs (3,192 kg)	6,557 lbs (2,974 kg)	5,344 lbs (2,424 kg)	4,882 lbs (2,214 kg)
AVERAGE SPA VOLUME	520 US gal (1,968 liters)	523 US gal (1,979 liters)	410 US gal (1,552 liters)	370 US gal (1,401 liters)
TOTAL SPA VOLUME	695 US gal (2,631 liters)	653 US gal (2,472 liters)	530 US gal (2,006 liters)	470 US gal (1,779 liters)
JET PUMPS				
NORTH AMERICA (60 Hz)	3 TheraMax™ 2.5 hp (5.1 bhp ¹)	3 TheraMax™ 2.5 hp (5.1 bhp ¹)	2 TheraMax™ 2.5 hp (5.1 bhp ¹)	2 TheraMax™ 2.5 hp (5.1 bhp ¹)
EXPORT (50 Hz)	3 TheraMax™ 2.0 hp (2.6 bhp ¹)	3 TheraMax™ 2.0 hp (2.6 bhp ¹)	2 TheraMax™ 2.0 hp (2.6 bhp ¹)	2 TheraMax™ 2.0 hp (2.6 bhp ¹)
TOTAL JETS	66	65	47	54
FLUIDIX™ ST JETS	12	12	16	12
ACCU-PRESSURE™ JETS	18	14	12	6
PULSATOR™ JETS	4	6	2	4
FLUIDIX INTELLI-JETS™	6	2	5	2
VORTEX™ JETS	2	7	7	6
FLUIDIX NEX™ JETS	8	8	4	6
FLUIDIX REFLEX™ JETS	14	6		6
WHIRLPOOL JETS	2	2	1	4
FOCUS-RELIEF® JETS		8		8
AROMATHERAPY DELIVERY/ AIR BLOWER	14 Air Injector Jets with quiet, 1.5 hp air pump	6 Air Injector Jets with quiet, 1.5 hp air pump	14 Air Injector Jets with quiet, 1.5 hp air pump	6 Air Injector Jets with quiet, 1.5 hp air pump
AIR CONTROLS/MASSAGE SELECTORS	8 controls/ 2 selectors	8 controls/ 2 selectors	5 controls/ 2 selectors	5 controls/ 2 selectors
WATER SYSTEM	CLEARRAY®	CLEARRAY®	CLEARRAY®	CLEARRAY®
MICROCLEAN® FILTRATION SYSTEM				
20" SLIPSSTREAM™ FLOATING SKIMMER	Standard	Standard	Standard	Standard
MICROCLEAN® ULTRA FILTER	Standard	Standard	Standard	Standard
DYNAMIC FLOW™ FILTER PUMP	Standard	Standard	Standard	Standard
LIGHTING	Multicolor SunGlow™ LED Lighting, 2 in spa and 1 in each waterfall	Multicolor SunGlow™ LED Lighting, 2 in spa and 1 in each waterfall	Multicolor SunGlow™ LED Lighting, 1 in spa and 1 in each waterfall	Multicolor SunGlow™ LED Lighting, 1 in spa and 1 in each waterfall
STAINLESS STEEL JET TRIM	Standard	Standard	Standard	Standard
HEADRESTS	4 ComforTone 2-part/2-tone gray	4 ComforTone 2-part/2-tone gray	4 ComforTone 2-part/2-tone gray	3 ComforTone 2-part/2-tone gray
ELECTRICAL REQUIREMENTS				
NORTH AMERICA (60 Hz)	240 VAC @ 50A or 60A	240 VAC @ 50A or 60A	240 VAC @ 40A, 50A or 60A	240 VAC @ 40A, 50A or 60A
EXPORT (50 Hz)	230 VAC @ 40A, 50A or 60A	230 VAC @ 40A, 50A or 60A	230 VAC @ 20A, 30A or 40A	230 VAC @ 20A, 30A or 40A
TITANIUM COIL HEATER	5.5 kW ²	5.5 kW ²	5.5 kW ²	5.5 kW ²
AQUATERRACE™ WATER FEATURE	2	2	1	1
STEREO	Optional BLUEWAVE® Spa Stereo System	Optional BLUEWAVE® Spa Stereo System	Optional BLUEWAVE® Spa Stereo System	Optional BLUEWAVE® Spa Stereo System

J-200™					
J-200™ Features					
SPA MODEL	<i>Majesta</i> ®	<i>Altamar</i> ®	<i>Marin</i> ®	<i>Capri</i> ®	
SEATS	5-6 adults	5-6 adults	4-5 adults	2-3 adults	
DIMENSIONS	6'9" x 7'2" x 37.5" (206 cm x 219 cm x 96 cm)	6'9" x 7'2" x 37.5" (206 cm x 219 cm x 96 cm)	6'3" x 7'7" x 33" (191 cm x 231 cm x 84 cm)	5'9" x 6'10" x 30.5" (176 cm x 209 cm x 78 cm)	
DRY WEIGHT	846 lbs (384 kg)	875 lbs (397 kg)	776 lbs (352 kg)	635 lbs (288 kg)	
TOTAL FILLED WEIGHT	4,474 lbs (2,029 kg)	4,878 lbs (2,213 kg)	4,237 lbs (1,922 kg)	3,262 lbs (1,480 kg)	
AVERAGE SPA VOLUME	330 US gal (1,249 liters)	390 US gal (1,476 liters)	315 US gal (1,192 liters)	230 US gal (871 liters)	
TOTAL SPA VOLUME	435 US gal (1,647 liters)	480 US gal (1,817 liters)	415 US gal (1,571 liters)	315 US gal (1,192 liters)	
JET PUMPS					
NORTH AMERICA (60 Hz)	2 TheraMax™ 2.5 hp (5.1 bhp ¹)	2 TheraMax™ 2.5 hp (5.1 bhp ¹)	2 TheraMax™ 2.5 hp (5.1 bhp ¹)	1 TheraMax™ 2.5 hp (5.1 bhp ¹)	
EXPORT (50 Hz)	2 TheraMax™ 2.0 hp (2.6 bhp ¹)	2 TheraMax™ 2.0 hp (2.6 bhp ¹)	2 TheraMax™ 2.0 hp (2.6 bhp ¹)	1 TheraMax™ 2.0 hp (2.6 bhp ¹)	
TOTAL JETS	31	41	33	31	
FLUIDIX™ ST™ JETS	12	12	10	10	
ACCU-PRESSURE™ JETS	2		2	4	
PULSATOR™ JETS		2	2	2	
FLUIDIX INTELLI-JETS™	6	6	7	2	
VORTEX™ JETS	3	2	2	1	
FLUIDIX NEX™ JETS	6	4	2	2	
FLUIDIX REFLEX™ JETS		6	6	6	
WHIRLPOOL JETS	2	3			
FOCUS-RELIEF® JETS		6	2	4	
AROMATHERAPY DELIVERY/ AIR BLOWER	14 Air Injector Jets with quiet, 1.5 hp air pump	8 Air Injector Jets with quiet, 1.5 hp air pump	10 Air Injector Jets with quiet, 1.5 hp air pump	8 Air Injector Jets with quiet, 1.5 hp air pump	
AIR CONTROLS/MASSAGE SELECTORS	5 controls/ 1 selector	5 controls/ 1 selector	4 controls/ 1 selector	2 controls/ 1 selector	
WATER SYSTEM	CLEARRAY®	CLEARRAY®	CLEARRAY®	CLEARRAY®	
MICROCLEAN® FILTRATION SYSTEM					
20" SLIPSSTREAM™ FLOATING SKIMMER	Standard	Standard	Standard	Standard	
MICROCLEAN® ULTRA FILTER	Standard	Standard	Standard	Standard	
DYNAMIC FLOW™ FILTER PUMP	Standard	Standard	Standard	Standard	
LIGHTING	Multicolor SunGlow™ LED Lighting, 1 in spa and 1 in each waterfall	Multicolor SunGlow™ LED Lighting, 1 in spa and 1 in each waterfall	Multicolor SunGlow™ LED Lighting, 1 in spa and 1 in each waterfall	Multicolor SunGlow™ LED Lighting, 1 in spa and 1 in each waterfall	
STAINLESS STEEL JET TRIM	Standard	Standard	Standard	Standard	
HEADRESTS	3 ComforTone 2-part/2-tone gray	3 ComforTone 2-part/2-tone gray	4 ComforTone 2-part/2-tone gray	3 ComforTone 2-part/2-tone gray	
ELECTRICAL REQUIREMENTS					
NORTH AMERICA (60 Hz)	240 VAC @ 40A, 50A or 60A	240 VAC @ 40A, 50A or 60A	240 VAC @ 40A, 50A or 60A	240 VAC @ 40A, or 50A	
EXPORT (50 Hz)	230 VAC @ 20A, 30A or 40A	230 VAC @ 20A, 30A or 40A	230 VAC @ 20A, 30A or 40A	230 VAC @ 20A, or 30A	
TITANIUM COIL HEATER	5.5 kW ²	5.5 kW ²	5.5 kW ²	5.5 kW ²	
AQUATERRACE™ WATER FEATURE	1	1	1	1	
STEREO	Optional BLUEWAVE® Spa Stereo System	Optional BLUEWAVE® Spa Stereo System	Optional BLUEWAVE® Spa Stereo System	Optional BLUEWAVE® Spa Stereo System	



High performance meets energy efficiency

The Sundance® Select Series™ will not only help you unwind after a long day, it will help you save on energy costs, too. As the most energy-efficient spas in the Sundance family, the modern design lowers energy consumption without reducing jet power.

The breathtaking exterior of the Select Series also incorporates a streamlined digital control panel to make your spa easy to use. You can spend more time enjoying the romantic ambiance created by the soothing waterfall illuminating clean, clear water made possible by the MicroClean™ WaterManagement System. Both energy-efficient and contemporary in design and performance, the Select Series is guaranteed to add a modern touch to your backyard.

OPTIONAL VERSASTEP™

- Handy built-in storage for towels, sunscreen, etc.
- Colors coordinate with spa's cabinetry

OPTIONAL SUNSTRONG® SPA COVER

Upgraded cover made with premium outdoor Sunbrella® fabric:

- No fading or cracking
- Lasts longer
- Cleans easily
- Looks more natural than vinyl



SPA MODEL	<i>Constance</i> ®	<i>Victoria</i> ™
SEATS	6 adults	5 adults
DIMENSIONS	7'4" x 7'4" x 36" (224 cm x 224 cm x 91 cm)	7'4" x 7'4" x 36" (224 cm x 224 cm x 91 cm)
DRY WEIGHT	901 lbs (409 kg)	898 lbs (407 kg)
TOTAL FILLED WEIGHT	5,196 lbs (2,357 kg)	5,318 lbs (2,412 kg)
AVERAGE SPA VOLUME	400 US gal (1,514 liters)	400 US gal (1,514 liters)
TOTAL SPA VOLUME	515 US gal (1,949 liters)	530 US gal (2,006 liters)
JET PUMP1		
NORTH AMERICA (60 Hz)	2 speed, 2.5hp continuous	2 speed, 2.5hp continuous
EXPORT (50 Hz)	2 speed, 2.0hp continuous	2 speed, 2.0hp continuous
JET PUMP2		
NORTH AMERICA (60 Hz)	1 speed, 2.5hp continuous	1 speed, 2.5hp continuous
EXPORT (50 Hz)	1 speed, 2.0hp continuous	1 speed, 2.0hp continuous
DYNAMIC FLOW™ FILTER PUMP	Standard	Standard
TOTAL JETS	38	39
FLUIDIX™ ST™ JETS	7	7
FLUIDIX REFLEX™ JETS	5	9
FLUIDIX INTELLI-JETS™	7	4
FLUIDIX NEX™ JETS	6	4
VORTEX™ JETS	1	3
ACCU-PRESSURE™ JETS	12	6
SMT MICRO		6
AIR CONTROLS/MASSAGE SELECTORS	4 controls/1 selector	3 controls/1 selector
LIGHTING	Multicolor SunGlow™ LED Lighting including exterior lighting	Multicolor SunGlow™ LED Lighting including exterior lighting
SLIPSTREAM™ FILTRATION SYSTEM	MicroClean™ with floating weir	MicroClean™ with floating weir
WATER SYSTEM	CLEARRAY®	CLEARRAY®
ELECTRICAL REQUIREMENTS		
NORTH AMERICA (60 Hz)	240 VAC @ 40A, 50A or 60A	240 VAC @ 40A, 50A or 60A
EXPORT (50 Hz)	230 VAC @ 20A, 30A or 40A	230 VAC @ 20A, 30A or 40A
TITANIUM COIL HEATER	5.5 kW ²	5.5 kW ²
HEADRESTS	4	3
WATERFALL	1	1
STEREO	Optional BLUEWAVE® Spa Stereo System	Optional BLUEWAVE® Spa Stereo System

Constance®



SEATS 6 ADULTS
 DIMENSIONS 7'4" x 7'4" x 36"
 224 CM x 224 CM x 92 CM
 TOTAL JETS 38

Victoria™



SEATS 5 ADULTS
 DIMENSIONS 7'4" x 7'4" x 36"
 224 CM x 224 CM x 92 CM
 TOTAL JETS 39



Say yes to it all

Contentment, leisurely conversations and playful moments all happen more often when a Sundance® 780™ Series spa is part of your life.

In the generously-sized 780 Series spas, a gorgeous waterfall and multicolor SunRay LED lighting set a relaxing ambiance, perfect for a solo soak or sharing your Sundance moment with your closest friends and family. Rest your head on cushioned pillows while you enjoy the benefits of chromatherapy, the healing energy of color and light. And, an i-Touch control panel puts relaxing, reconnecting and recovering from stress at your fingertips.



Chelsee°



SEATS 6-7 ADULTS
DIMENSIONS 7'5" x 7'5" x 36"
226cm x 226cm x 92cm
TOTAL JETS 40

Hamilton™



SEATS 5-6 ADULTS
DIMENSIONS 7'5" x 7'5" x 36"
226cm x 226cm x 92cm
TOTAL JETS 41

Certa°



SEATS 5-6 ADULTS
DIMENSIONS 6'9" x 7'2" x 36"
206 cm x 219cm x 92cm
TOTAL JETS 35

Montclair™



SEATS 4 ADULTS
DIMENSIONS 6'3" x 7'7" x 33"
191cm x 231cm x 84cm
TOTAL JETS 30

Dover™



SEATS 2-3 ADULTS
DIMENSIONS 5'9" x 6'10" x 30.5"
176 cm x 209 cm x 78 cm
TOTAL JETS 23



THERAPY JETS: Promotes high and low-impact relief to the muscles where you need it most.




SMT™ MICRO JET

- Fosters Soothing Muscle Therapy (SMT) for a refined massage that eases neck tension



SMT FLUIDIX™ JET

- Captures the feeling of a hands-on massage to ease tension-prone areas in small muscle groups and joints



MINI VORTEX™ JET

- Utilizes high- and low-impact swirling sensation with unique rifling action for optimal massage



VORTEX™ JET

- Delivers rifling, swirling sensation for high and low impact therapeutic massage



PRESSURE POINT JETS:
Relieves tired muscles, stress and tension.



ACCU-PRESSURE™ JET

- Targets muscle tension and joint pain with deep-tissue massage





780™ SERIES

SPA	<i>Chelsee®</i>	<i>Hamilton™</i>	<i>Certa®</i>	<i>Montclair™</i>	<i>Dover™</i>
SEATS	6-7 adults	5-6 adults	5-6 adults	4 adults	2-3 adults
DIMENSIONS	7'5" x 7'5" x 36" (226 cm x 226 cm x 92 cm)	7'5" x 7'5" x 36" (226 cm x 226 cm x 92 cm)	6'9" x 7'2" x 36" (206 cm x 219 cm x 92 cm)	6'3" x 7'7" x 33" (191 cm x 231 cm x 84 cm)	5'9" x 6'10" x 30.5" (176 cm x 209 cm x 78 cm)
DRY WEIGHT	873 lbs (396 kg)	826 lbs (375 kg)	797 lbs (362 kg)	790 lbs (358 kg)	620 lbs (281 kg)
TOTAL FILLED WEIGHT	5,210 lbs (2,363 kg)	4,996 lbs (2,266 kg)	4,467 lbs (2,026 kg)	4,251 lbs (1,928 kg)	3,247 lbs (1,473 kg)
AVERAGE SPA VOLUME	400 US gal (1,514 liters)	393 US gal (1,488 liters)	364 US gal (1,378 liters)	310 US gal (1,173 liters)	230 US gal (871 liters)
TOTAL SPA VOLUME	520 US gal (1,968 liters)	500 US gal (1,893 liters)	440 US gal (1,666 liters)	415 US gal (1,571 liters)	315 US gal (1,192 liters)
JET PUMPS					
NORTH AMERICA (60 Hz)	2 TheraFlo™ 2.5 cont hp (1 @ 2 spd 4.5 bhp ¹ , 1 @ 1 spd 4.8 bhp ¹)	2 TheraFlo™ 2.5 cont hp (1 @ 2 spd 4.5 bhp ¹ , 1 @ 1 spd 4.8 bhp ¹)	2 TheraFlo™ 2.5 cont hp (1 @ 2 spd 4.5 bhp ¹ , 1 @ 1 spd 4.8 bhp ¹)	2 TheraFlo™ 2.5 cont hp (1 @ 2 spd 4.5 bhp ¹ , 1 @ 1 spd 4.8 bhp ¹)	1 TheraFlo™ 1.5 cont hp (1 @ 2 spd, 2.5 bhp ¹)
EXPORT (50 Hz)	2 TheraFlo™ 2.0 cont hp (1 @ 2 spd 2.6 bhp ¹ , 1 @ 1 spd 3.0 bhp ¹)	2 TheraFlo™ 2.0 cont hp (1 @ 2 spd 2.6 bhp ¹ , 1 @ 1 spd 3.0 bhp ¹)	2 TheraFlo™ 2.0 cont hp (1 @ 2 spd 2.6 bhp ¹ , 1 @ 1 spd 3.0 bhp ¹)	2 TheraFlo™ 2.0 cont hp (1 @ 2 spd 2.6 bhp ¹ , 1 @ 1 spd 3.0 bhp ¹)	1 TheraFlo™ 2.0 cont hp (2 spd 3.0 bhp ¹)
TOTAL JETS	40	41	35	30	23
ACCU-PRESSURE™ JETS	17	9	9	9	9
SMT™ MICRO ADJUSTABLE JETS	6	12	8	4	4
SMT FLUIDIX™ JETS	8	8	6	6	6
VORTEX™ JETS	5	4	4	3	2
MINI VORTEX™ JETS	4	8	8	8	2
AIR CONTROLS/ MASSAGE SELECTORS	4 controls/ 1 selector	3 controls/ 1 selector	3 controls/ 1 selector	3 controls/ 1 selector	3 controls/ 1 selector
WATER SYSTEM	CLEARRAY®	CLEARRAY®	CLEARRAY®	CLEARRAY®	CLEARRAY®
20" SLIPSTREAM™ FLOATING SKIMMER	Standard	Standard	Standard	Standard	Standard
TWO-STAGE MICROCLEAN® FILTER	Standard	Standard	Standard	Standard	Standard
CIRCULATION PUMP	Standard	Standard	Standard	Standard	Standard
LIGHTING	Multicolor SunRay LED Lighting	Multicolor SunRay LED Lighting	Multicolor SunRay LED Lighting	Multicolor SunRay LED Lighting	Multicolor SunRay LED Lighting
STAINLESS STEEL JET TRIM	Standard	Standard	Standard	Standard	Standard
HEADRESTS	4	3	3	3	3
ELECTRICAL REQUIREMENTS					
NORTH AMERICA (60 Hz)	240 VAC @ 40A, 50A or 60A	240 VAC @ 40A, 50A or 60A	240 VAC @ 40A, 50A or 60A	240 VAC @ 40A, 50A or 60A	120 VAC @ 15A or 240VAC @ 30A, or 40A
EXPORT (50 Hz)	230-240 VAC @ 20A, 30A or 40A	230-240 VAC @ 20A, 30A or 40A	230-240 VAC @ 20A, 30A or 40A	230-240 VAC @ 20A, 30A or 40A	230 VAC @ 20A, or 30A
STAINLESS STEEL HEATER	5.5 kW ²	5.5 kW ²	5.5 kW ²	5.5 kW ²	1.0 kW ² (120V) or 4.0kW (240V)
AQUASHEER™ WATER FEATURE	1	1	1	1	1
STEREO	Optional Stereo System	Optional Stereo System	Optional Stereo System	Optional Stereo System	Optional Stereo System



Make it yours

With more shapes and sizes than the average spa line, Sundance® 680™ Series spas deliver a classic hydrotherapy experience that makes you feel better long after you leave the water.

Ease into the 680 Series spa as the sounds of the classic variable flow waterfalls sooth your senses. As pinpoint LED lighting plays off of the warm water, you'll be immersed in total relaxation. Whether enjoying the company of friends and family or taking time alone to let go of stress, spending time in a 680 Series spa is anything but ordinary.



McKinley™



SEATS 6-7 ADULTS
DIMENSIONS 7'5" x 7'5" x 36"
226 CM x 226 CM x 92 CM
TOTAL JETS 44

Ramona™



SEATS 5-6 ADULTS
DIMENSIONS 7'5" x 7'5" x 36"
226 CM x 226 CM x 92 CM
TOTAL JETS 45

Peyton°



SEATS 6 ADULTS
DIMENSIONS 7' x 7' x 36"
214 CM x 214 CM x 92 CM
TOTAL JETS 35

Edison°



SEATS 6 ADULTS
DIMENSIONS 7' x 7' x 36"
214 CM x 214 CM x 92 CM
TOTAL JETS 35

Denali™



SEATS 4 ADULTS
DIMENSIONS 78.5" DIAMETER x 36"
200 CM x 92 CM
TOTAL JETS 20

Tacoma°



SEATS 2 ADULTS
DIMENSIONS 5'8" x 5'8" x 31"
173 CM x 173 CM x 79 CM
TOTAL JETS 12



The perfect combination of heat, buoyancy and adjustable pressure, classic Sundance® jets encourage relaxation, relieve stress, help alleviate discomforts and help you maintain wellness.



THERAPY JETS: Delivers powerful hydrotherapy to relieve tired muscles, stress and tension.



DV JET

- Rotates jet stream for a gentle, pulsing massage to soothe calves



DX JET

- Targets small muscles in the neck area with a gentle massage to relieve tension and strain



DXL JET

- Penetrating massage to muscles in the back



DVX JET

- Adjustable massage to muscles in the back and calves



DVR JET

- Rotational action delivering a penetrating massage

PRESSURE POINT JETS:
Relieves muscle tension and soreness.



DL JET

- Focuses on pressure points on the neck, shoulders and back for a deep-tissue massage



DXT JET

- Deep, forceful massage designed to soothe the muscles in the back

WHIRLPOOL JETS:
Sends swirling currents of warm water circling throughout the spa.



DST JET

- Muscle-penetrating massage through vigorous whirlpool action



DIVERTA JET

- Swirling whirlpool massage that enables you to divert from one seat to another



680™ SERIES

SPA	<i>McKinley™</i>	<i>Ramona™</i>	<i>Peyton®</i>	<i>Edison®</i>	<i>Denali®</i>	<i>Tacoma®</i>
SEATS	6-7 adults	5-6 adults	6 adults	6 adults	4 adults	2 adults
DIMENSIONS	7'5" x 7'5" x 36" (226 cm x 226 cm x 92 cm)	7'5" x 7'5" x 36" (226 cm x 226 cm x 92 cm)	7' x 7' x 36" (214 cm x 214 cm x 92 cm)	7' x 7' x 36" (214 cm x 214 cm x 92 cm)	78.5" dia. x 36" (200 cm dia. x 92 cm)	5'8" x 5'8" x 31" (173 cm x 173 cm x 79 cm)
DRY WEIGHT	–	–	846 lbs (384 kg)	758 lbs (344 kg)	560 lbs (254 kg)	424 lbs (192 kg)
TOTAL FILLED WEIGHT	–	–	4,682 lbs (2,124 kg)	4,511 lbs (2,046 kg)	3,062 lbs (1,389 kg)	2,009 lbs (911 kg)
AVERAGE SPA VOLUME	–	–	340 US gal (1,287 liters)	350 US gal (1,325 liters)	240 US gal (908 liters)	145 US gal (549 liters)
TOTAL SPA VOLUME	–	–	460 US gal (1,741 liters)	450 US gal (1,703 liters)	300 US gal (1,136 liters)	190 US gal (719 liters)
JET PUMPS						
NORTH AMERICA (60 Hz)	2-speed 2.5hp (4.5 bhp¹) 1-speed 2.5hp (4.8 bhp¹)	2-speed 2.5hp (4.5 bhp¹) 1-speed 2.5hp (4.8 bhp¹)	2-speed 2.5hp (4.5 bhp¹) 1-speed 2.5hp (4.8 bhp¹)	2-speed 2.5hp (4.5 bhp¹) 1-speed 2.5hp (4.8 bhp¹)	2-speed 1.5 hp (2.5 bhp¹)	2-speed 1.5 hp (2.5 bhp¹)
EXPORT (50 Hz)	2-speed 2.0hp (2.6 bhp¹) 1-speed 2.0hp (3.0 bhp¹)	2-speed 2.0hp (2.6 bhp¹) 1-speed 2.0hp (3.0 bhp¹)	2-speed 2.0hp (2.6 bhp¹) 1-speed 2.0hp (3.0 bhp¹)	2-speed 2.0hp (2.6 bhp¹) 1-speed 2.0hp (3.0 bhp¹)	2-speed 2.0 hp (3.0 bhp¹)	2-speed 2.0 hp (3.0 bhp¹)
TOTAL JETS	44	45	35	35	20	12
DV JETS		4	4			
DVR JETS	6	6	4	4		
DX JETS	10	8	4	4	8	
DL JETS	19	10	8	17		
DXL JETS	6	12	6	7	7	8
DVX JETS	2	4	7	1	4	4
DXT JETS			2	2		
DST JETS	1	1				
DIVERTA JETS					1	
AIR CONTROLS/ MESSAGE SELECTORS	4 controls/ 1 selector	4 controls/ 1 selector	3 controls	3 controls	3 controls	1 control
WATER SYSTEM	CLEARRAY®	CLEARRAY®	CLEARRAY®	CLEARRAY®	CLEARRAY®	CLEARRAY®
FILTER	50 sq. ft.	50 sq. ft.	50 sq. ft.	50 sq. ft.	50 sq. ft.	35 sq. ft.
LIGHTING	CL LED Lighting	CL LED Lighting	CL LED Lighting	CL LED Lighting	Multicolor LED Footwell	Multicolor LED Footwell
STAINLESS STEEL JET TRIM	CL Designer Jets	CL Designer Jets	CL Designer Jets	CL Designer Jets	Optional	Optional
HEADRESTS	4	4	3	4		2
ELECTRICAL REQUIREMENTS						
NORTH AMERICA (60 Hz)	240 VAC @ 40A, 50A or 60A	240 VAC @ 40A, 50A or 60A	240 VAC @ 40A, 50A, or 60A	240 VAC @ 40A, 50A, or 60A	120VAC @ 15A or 240 VAC @ 30A or 40A	120 VAC @ 15A or 240 VAC @ 30A or 40A
EXPORT (50 Hz)	230 VAC @ 20A, 30A or 40A	230 VAC @ 20A, 30A or 40A	230 VAC @ 20A, 30A, or 40A	230 VAC @ 20A, 30A, or 40A	230 VAC @ 20A or 30A	230 VAC @ 20A or 30A
HEATER	5.5 kW²	5.5 kW²	5.5 kW²	5.5 kW²	1.0 kW² (120V) or 4.0kW (240V)	1.0 kW² (120V) or 4.0kW (240V)
WATER FEATURE	Variable flow waterfall	Variable flow waterfall	Variable flow waterfall	Variable flow waterfall	Not available	Not available
STEREO	Optional BLUEWAVE® Spa Stereo System	Optional BLUEWAVE® Spa Stereo System	Optional BLUEWAVE® Spa Stereo System	Optional BLUEWAVE® Spa Stereo System	Not available	Not available



*Colorful options
to fit your lifestyle*




Sundance® gives you a wide selection of acrylic colors and cabinetry. Each spa shell is vacuum-molded of high-quality, long-lasting acrylic in interesting textures. SunStrong® cabinetry is available in a choice of colors, with covers to match, and its durable, UV-resistant material is virtually maintenance-free.

For colors, options and model availability, please contact your Sundance dealer, or visit us on the web at www.sundancespas.com.



ACRYLIC SHELL COLORS



Celestite




Platinum



Oyster



Sahara




Sand




Copper Sand



Monaco



Midnight



Titanium



Caribbean Surf

COVERS AND SKIRTING OPTIONS: 880™, 780™, 680™




Coastal




Duetto



Coastal



Mahogany



Autumn Walnut

COVERS AND SKIRTING OPTIONS: SELECT SERIES™



Duetto



Sunstrong® Dark Mocha



Mahogany



Autumn Walnut

SUNDANCE® SPAS MILESTONES



★ Industry Firsts by Sundance Spas

1979	Sundance® Spas opens manufacturing facility in Costa Mesa, CA	1998	Consumers Digest "Best Buy" Sundance Optima®	2006	Fluidix Reflex™ Jet Next-generation design in the patented Fluidix Jet series
1980	First to incorporate recessed jets ★	1999	Introduction of exercise spa and SunSport™ aquatic exercise system ISO-Pure Water Management System ★		SMT™ Fluidix Introduces Fluidix Jets to the 780™ Series
1984	Application of electronic technology to spa control systems ★	2000	SunZone® CD ozone system		Consumers Digest "Best Buy" Sundance Cameo®
1985	Whirlpool therapy jet ★		Sentry Smart™ Heater with titanium coil ★	2007	Docking Station Made for iPod® and Auxiliary MP3 Jack Standard with SunSound Stereo option ★
1986	Recessed, molded pillows ★	2001	Accu-Ssage™ Therapy Seat with patented Fluidix ST™ Jets ★		External LED Accent Lights Fit on the spa cabinet corners (optional)
	Built-in Brominator™ ★		Two-part, color-coordinated ComforTone™ headrests ★		MicroClean® Plus water filtration ★
	Replacement of air channel system with Silent Air® Injection System ★	2002	MicroClean® water filtration ★		Fluidix Nex™ Jet
	Wide-mouth Slipstream™ skimmer with 20" floating weir gate ★		SunStrong® synthetic cabinetry	2008	TerraStone™ Cabinet The look of real stacked stone
1987	Built-in assist bars ★		SunZone® mixing chamber		Synthetic Base Impervious to moisture
1988	U.L.-listed ozone system for undershirt installation ★	2003	Fluidix Intelli-Jet™ Exclusive, patented jet adjusts to provide steady or pulsating stream using bearingless technology ★	2009	JBL Stereo System Designed Exclusively for Sundance Spas ★
	Rigid Bond™ shell construction ★		Water Quality Award Sundance was the first and only spa manufacturer to receive an award from the Water Quality Association for spa water filtration ★	2011	Introduction of the Select Series™
1989	Use of Direct Pressure™ System technology ★		Consumers Digest "Best Buy" Sundance Solo™	2012	Addition of CLEARRAY® System, standard on all models. Exclusive hybrid Focus-Relief® Jet. Exclusive status indicator light
1991	Accu-Ssage™ Therapy Seat in all models	2004	Vortex™ Jet Latest innovation in jet technology, developed and designed by Sundance, utilizes no moving parts ★	2013	Introduction of BLUEWAVE® Spa Stereo System with Bluetooth® audio
1992	Four-jet vertical jet system ★		SunSound™ SNC Stereo and Remote Exclusive Spa Noise Compensation (SNC) feature automatically adjusts stereo volume based on spa pump settings ★	2014	Exclusive SunSmart™ WiFi Kit with App
	Built-in SunScents™ aromatherapy dispensing system ★	2005	Dynamic Flow™ Circulation Pump Moves seven times more water per minute than typical systems, at virtually the same energy cost		
	Consumers Digest "Best Buy" Sundance Cameo®		MicroClean® II water filtration ★		
1993	Electronic, topside pH and ORP monitoring system ★		AquaTerrace™ Waterfall		
1994	Exclusive PermaClear™ water cleansing system ★				
1995	Exclusive Intelli-Jet™ variable/adjustable hydro jet ★				
1996	First spa manufacturer to receive ISO 9001 certification ★				
1997	Distribution in more than 60 countries				

SUNDANCE® GENUINE PARTS & ACCESSORIES

Sundance Spas offers a complete selection of accessories designed to enhance your spa lifestyle. The care and knowledge that goes into every Sundance spa we build also goes into our line of Sundance accessories. From water care to covers and more, we offer a complete selection of accessories designed especially for our spas to enhance your experience.



- Sundance® water purification line
- Cover lifts
- Steps
- Accessories bazaar
- SunScents™
- And more

Your Sundance® Spas dealer is:

Sundance® Spas

Sundance Spas, Inc.
14525 Monte Vista Ave. Chino, CA 91710
909-606-7733

www.sundancespas.com

SUNDANCE SPAS GLOBAL

Sundance Spas can be found in more than 750 retail locations in more than 60 countries worldwide.

Argentina	Finland	Lithuania	Russia
Australia	France	Luxembourg	Singapore
Austria	French Polynesia	Malaysia	Slovakia
Belarus	Germany	Maldives	Slovenia
Belgium	Greece	Malta	Spain
Bosnia/Herzegovina	The Grenadines	Mexico	South Korea
Bulgaria	Hong Kong	Montenegro	Sri Lanka
Canada	Hungary	Netherlands	St. Vincent
Canary Islands	Iceland	Netherlands Antilles	Sweden
Chile	India	New Zealand	Switzerland
China	Indonesia	Nigeria	Taiwan
Costa Rica	Ireland	Norway	Thailand
Croatia	Israel	Panama	Ukraine
Cyprus	Italy	Philippines	United Kingdom
Czech Republic	Japan	Poland	United States
Denmark	Kenya	Portugal	Uruguay
Egypt	Latvia	Puerto Rico	Vietnam
Estonia	Liechtenstein	Romania	Virgin Islands

©2015 Sundance Spas, Inc. All rights reserved.

Sundance® is a registered trademark of Sundance Spas, Inc. All other brands, product names, company names, trade names and trademarks used are the property of their respective owners. Sundance may add to change or remove any part of these materials at any time, without notice. Reproduction in whole or in part without written permission is prohibited. International products may be configured differently to meet local electrical requirements. Dimensions are approximate.



Printed in the United States.

6890-043B 12/14